

COMPLETE & RIGID WELDED MESH SYSTEM

Betaview® 25 is a cost effective alternative featuring a larger vertical aperture than our standard Betaview® design.

Panel widths comply to the 3m wide insulator spacing requirement for electric fence installations.

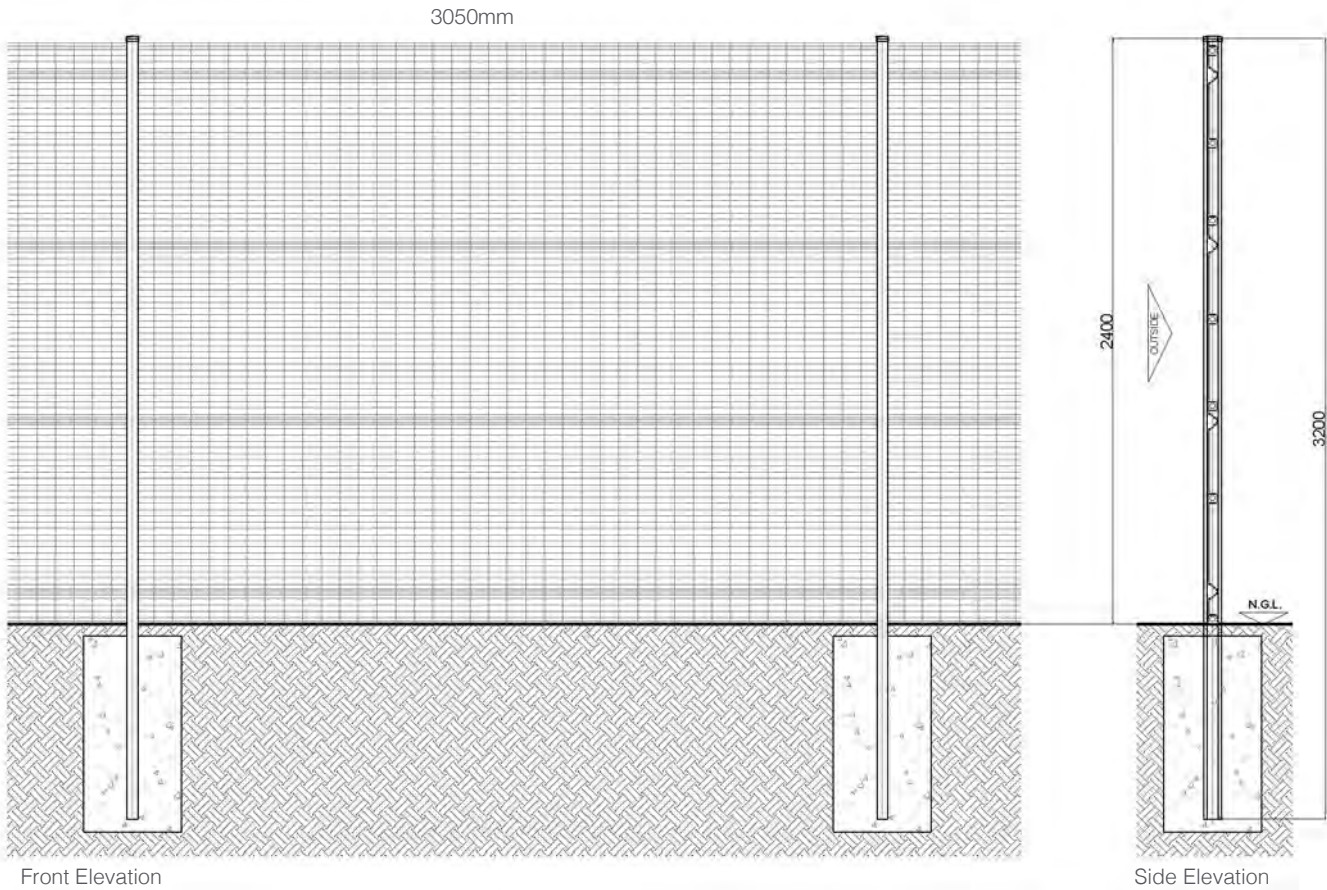
Incorporating reinforced V bends across the panel which increases its rigidity and reduces the need for a framed steel structure.

All our products are backed by a 10 year guarantee when installed by one of our certified installer partners.

Panels feature a flat edge that fits securely behind the post. Stainless steel M8 tamper-proof bolts are bolted through the post and secured with shear-off nuts to provide maximum resistance against tampering.

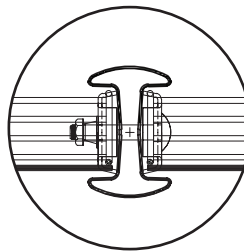
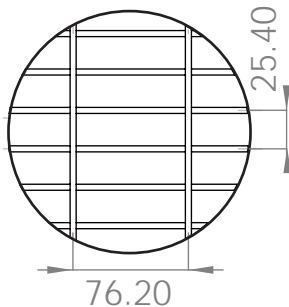
A range of sliding and swing gates is available.

Note: Standard systems do not include top rails. Rails shown in pictures are available as an additional security feature to further discourage scaling.

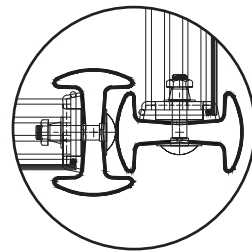


LARGER APERTURE

Betaview 25 features a larger aperture (76.2 x 25.4mm) when compared to the standard design (76.2 x 12.7mm).



Top view panel & post fixing detail



Top view corner detail (Mesh fixing corner post 90°)

BETAVIEW® 25

PRODUCT DESCRIPTION

Panels	Horizontal wire: 3mm Vertical wire: 3.96mm
Bekafix® Secure posts	Secure post: 70mm x 44mm Super Secure post: 100mm x 54mm Made from a rolled sheet, then hot-dip galvanized and coated RAL 6005 Green or RAL 7021 Anthracite. A polyamide cap covers the top of the post.
Fixing	Behind the front lip using spider fixators and stainless steel security bolts, which go through the post for added security. Panels are then secured using tamper-proof shear-off nuts.

DIMENSIONS

Nominal fence height	1800mm	2100mm	2400mm
Panels width x height	3050mm x 1785mm	3050mm x 2088mm	3050mm x 2385mm
Number of V bends per panel	3	3	4
Post length	2400mm	2700mm	3000mm
Number of fixators per post	10	12	16
Bolts (M8x50mm), washers & shear-off nuts ± Bekafix® Post	5	6	8

Other heights are available (MTO)

OPTIONS

Surveillance	The panels feature excellent visibility when combined with surveillance systems.
Colors	RAL 6005 Green PVC RAL 7021 Anthracite PVC
Top Rail with Saw Tooth	3046mm (w) x 100mm (h) x 2.5mm (t). Helps to prevent climbing.
Electrics	6 strands of electric fence on top of panel or a separate electric fence is fitted.
Toppings	Flatwrap Razor or BTC razor coil
Underdig	Strips of high density mesh installed under the fence to prevent burrowing.

SUPERIOR COATING

ZincAlu Super	A superior ZincAlu anti-corrosion coating proven to last nearly three times longer than hot dipped galvanized wires.
PVC	An additional PVC coating for maximum corrosion resistance. Color options: Green RAL 6005 and Anthracite RAL 7021.