



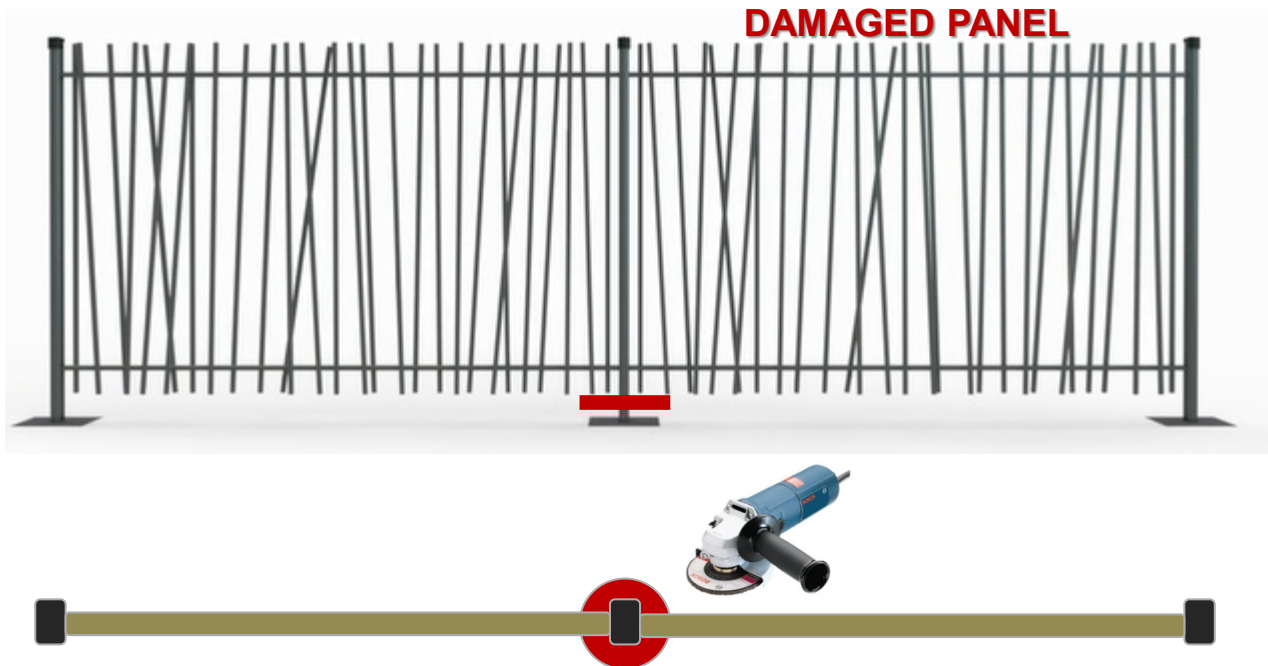
B BETA FENCE

**CREAZEN - How to replace a
damaged panel or post?**

INSTRUCTIONS

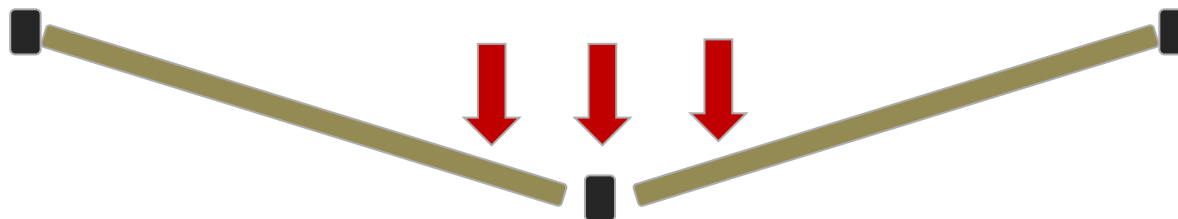
A. How to replace a damaged panel ?

1. *Cut the post next to the damaged panel: use a grinder and cut the post just above the ground.*




A. How to replace a damaged panel ?

2. *Remove the post by pulling/pushing the cut post and both panels simultaneously in one direction.*



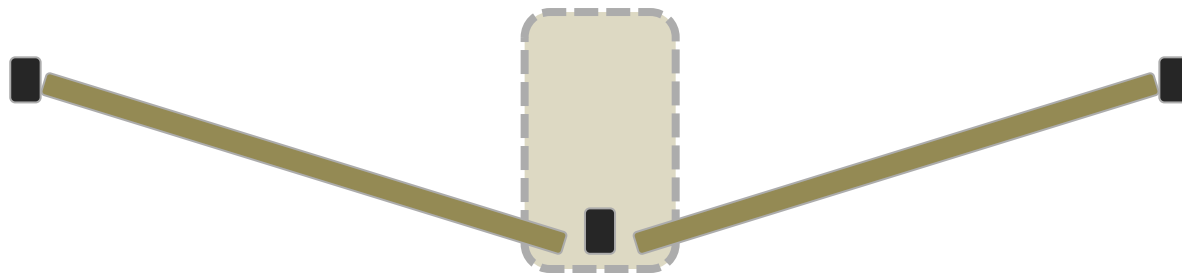
A. How to replace a damaged panel ?

3. *Remove the damaged panel. Then remove the remaining of the post & concrete out of the ground, and enlarge the hole.*



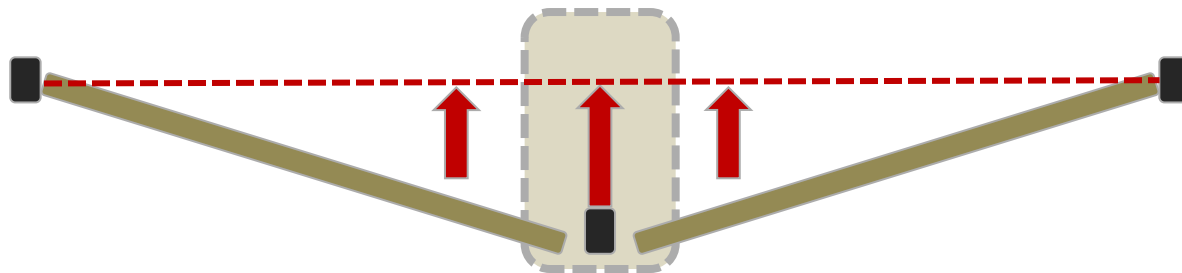
A. How to replace a damaged panel ?

4. *Take a new panel and a new post. Put fixators at both sides of the post and put the post in the hole.*



A. How to replace a damaged panel ?

5. Now, simultaneously push the post and both panels back in place. Make sure the panels are taken by the fixators.



A. How to replace a damaged panel ?

6. *Fil the hole with concrete. The damaged panel is now replaced.*



B. How to replace a damaged post?

Same way of working !

